





## Billingham South Primary EYFS Medium Term Topic Planning - At the Beach (Summer 2)

 Areas of Learning & Development	Activities					
<b>Week 1</b> Sharing a Shell	<b>Story Starter</b> Read and listen to the story. Act out the story. Brush was helpful. Draw and label all of the ways that that you are helpful at home or with your friends.	<b>Topic</b> Use scrap materials to design and create a new home for the three creatures to share.	<b>CR Activities</b> Create a seaside scene - paint/collage. Draw/paint/collage the creatures and plants that would be found there.	<b>O/P Activities</b> Create a story based at the beach/coast on the pirate ship.	RE	PSHE
<b>Week 2</b> Rainbow Fish	Read and listen to the story. Act out the story. The rainbow fish learnt to be a good friend. Write a friend profile - what attributes are important to you in a friend?	Create a moving picture - under the sea with the rainbow fish.	Read the letter from the rainbow fish. Work collaboratively together to create an enormous rainbow fish. Each child to design a dazzling scale.	Science Fun If sunny - can you create a rainbow outside - hosepipe/spray bottle. Mirror/prism/bubbles		
<b>Week 3</b> Snail and a Whale	Read and listen to the story. Act out the story. Create a bright/colourful poster to save the beached whale.	Step in to the shoes of the snail. Call an urgent meeting. Invite the people in the village, tell them about the beached whale. Think about how they could rescue the whale. Create/draw designs.	3D paper craft - create a paper whale, a paper snail. Stick on to blue card. <div style="text-align: center;">  </div>	Outside Drama Hot seating - invite a child to act out the part of the whale. Tell friends and family how you were saved by the wonderful snail and children.		
<b>Week 4</b> Tiddler	Read and listen to the story. Act out the story. Design a poster, teaching people how to	Design and create a pond for your garden. Paper plate activity.	Science Fun Investigate floating and sinking. Can you make a boat from tin foil? Does it float?	Under the sea - ispy. Hide various creatures in an area outside. Children to devise tally charts. Discuss which creature is the most popular under the sea.		

	look after a goldfish.					
Week 5 One is a Snail Ten is Crab	Read and listen to the story. Discuss how to count by legs. Complete some simple addition sums.	Using a large sheet of paper the children find as many ways to make 10 as possible using the legs from the story.	Create  picture book.	Draw large characters from the book and complete simple addition sums using chalks.		
Week 6 Seaside Poems Jill Bennett	Share and read the poems from the collection.  Children to vote for their favourite poem. Why?  Create/write a seaside poem.	Create a seaside picture frame. Stick the poem in to the frame.	Paper Plate Create a seaside 3 D paper plate 	Enjoy beach activities - flying a kite, beach ball, Frisbee, build a sandcastle, blowing bubbles		